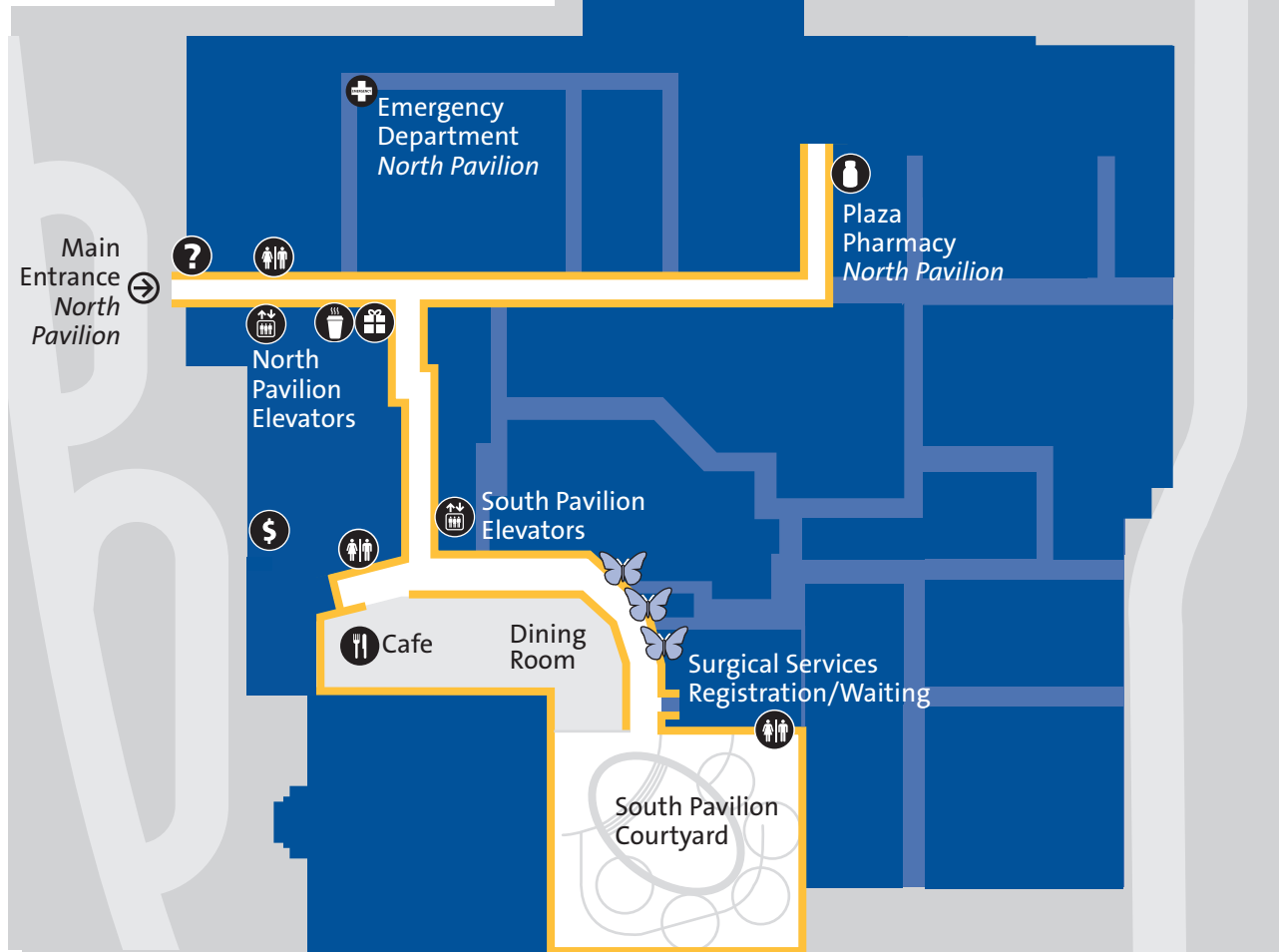








# Duke Raleigh Hospital

## First Floor Interior Map



### Key

-  Entrance
-  Restrooms
-  Café
-  Coffee Shop
-  Gift Shop
-  Guest Services
-  Elevators
-  ATM
-  Pharmacy
-  Emergency

#### Café (South Pavilion)

*Weekdays*  
 Breakfast: 6:30 - 10 a.m.  
**Grab and Go: 10-11 a.m.**  
 Lunch: 11 a.m. - 2 p.m.  
 Light Fare: 2 - 4:30 p.m.  
 Dinner: 4:30 - 7:30 p.m.  
 Late Night: 7:30 - 11 p.m.

*Weekends*  
 Breakfast: 7:30 - 10 a.m.  
 Grab and Go: 10 - 11 a.m.  
 Light Fare: 2 - 4:30 p.m.  
 Dinner: 4:30 - 7:30 p.m.

#### Coffee Shop (North Pavilion)

*Weekdays:* 5 a.m. to 8 p.m.  
*Weekends:* 9 a.m. to 3p.m.

#### Plaza Pharmacy (North Pavilion)

9 a.m.-4:30 p.m. weekdays  
 919-954-3921

#### North Pavilion Elevators

Take you to inpatient floors in the North Pavilion.

#### South Pavilion Elevators

Take you to inpatient floors in the South Pavilion.

For more visitor information:

