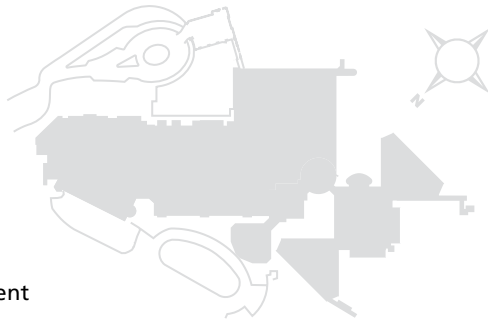


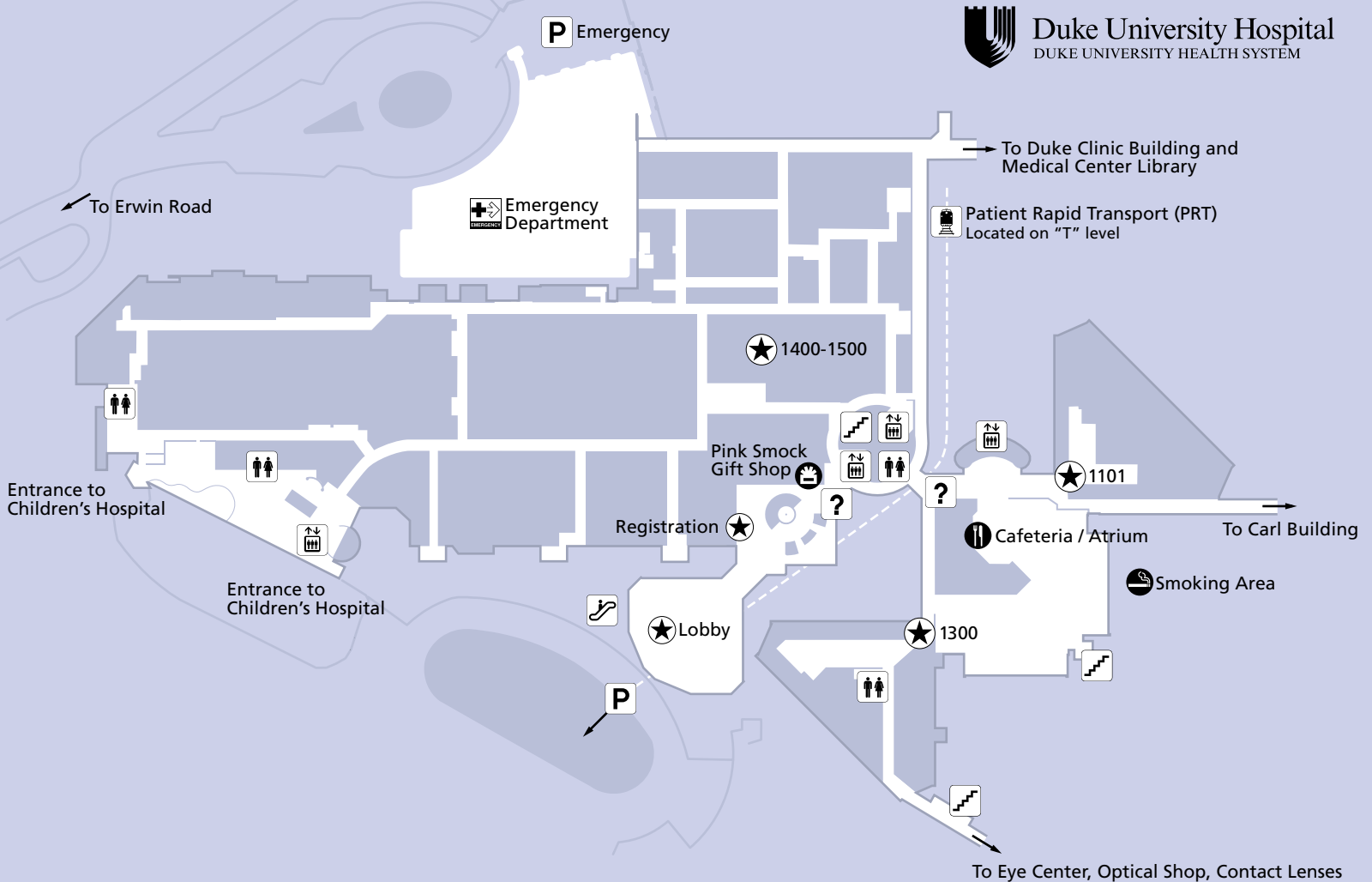
## First Floor

Patient Registration  
 Information Desk  
**1400-1500**  
 Radiology  
 Emergency Department  
 Cafeteria / Atrium  
 Pink Smock Gift Shop  
 Smoking Area

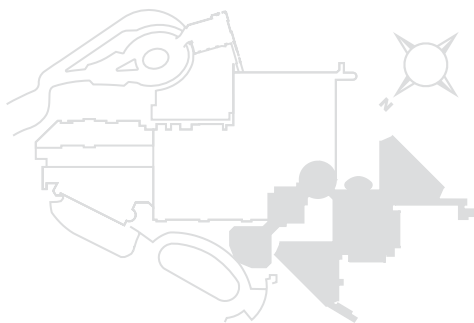


**1101** Department of Medicine  
**1300** Hospital Administration

- Information
- Room Location
- Waiting Room
- Rest Rooms
- Elevators
- Stairs
- Escalators
- Patient Rapid Transport  
Located on "T" level
- Pink Smock Gift Shop
- Emergency Department
- Smoking Area

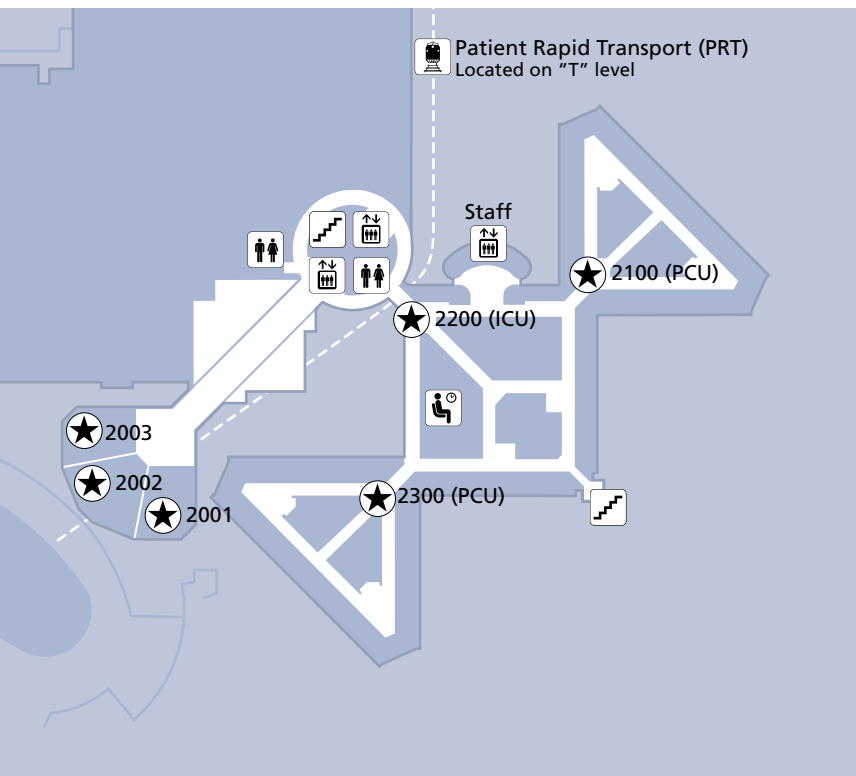


# 2



## Second Floor

- 2001** Lecture Hall
- 2002** Lecture Hall
- 2003** Lecture Hall
- 2100** General Surgery Patient Care Unit
- 2200** Surgical Intensive Care Unit
- 2300** General Surgery Patient Care Unit



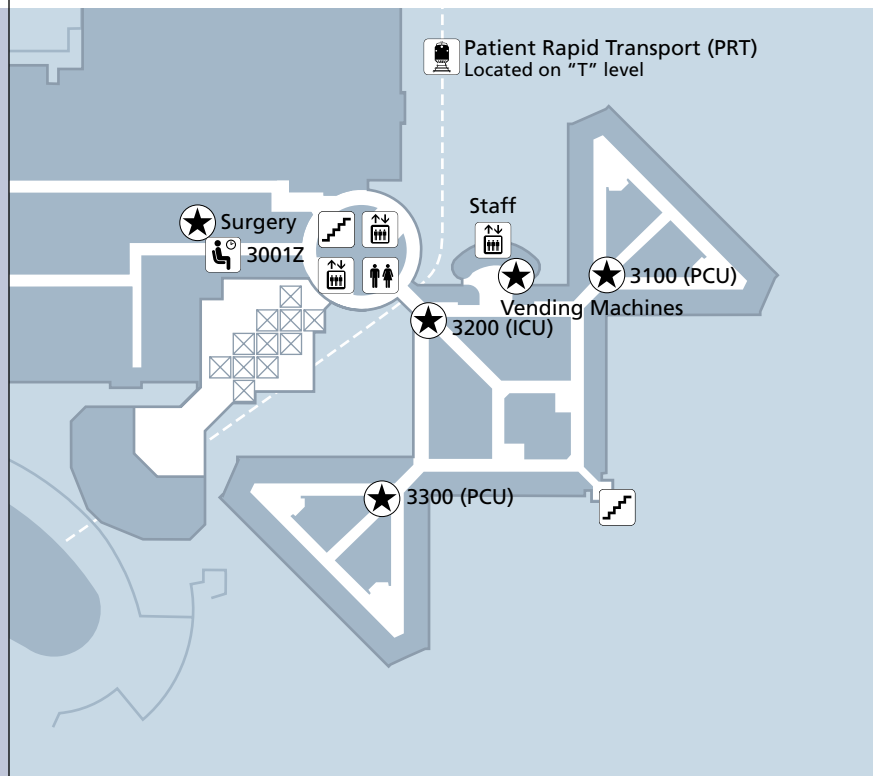
# 3

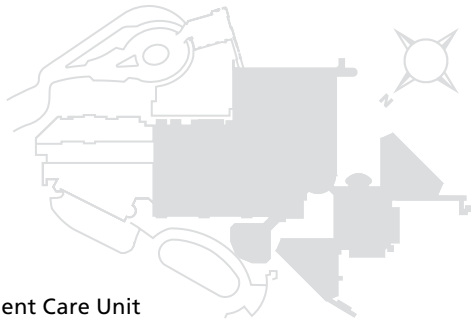
- Room Location
- Rest Rooms
- Elevators
- Stairs
- Patient Rapid Transport  
Located on "T" level
- Waiting Room

\*For ICU visiting hours, inquire at appropriate ICU waiting room

## Third Floor

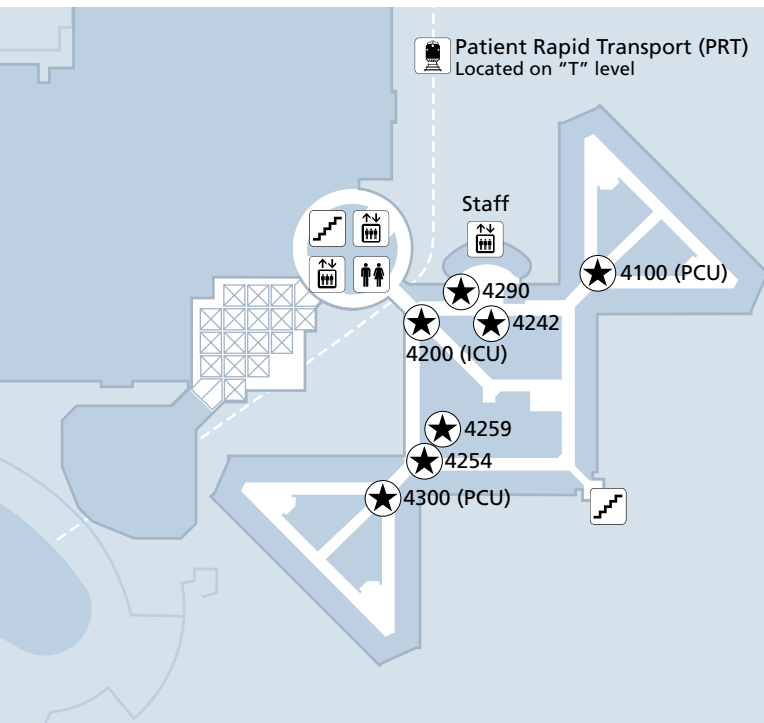
- 3000** Surgery
- 3001Z** Surgical Waiting Room
- 3100** Cardiothoracic Patient Care Unit
- 3200** Cardiac Intensive Care Unit
- 3300** Cardiothoracic Patient Care Unit
- Vending Machines  
Next to staff elevators





### Fourth Floor

- 4100** Neurology Patient Care Unit
- 4200** Neuro Intensive Care Unit
- 4242** Epilepsy Center
- 4254** EEG Lab
- 4259** Neurophysiology Lab
- 4290** Patient and Visitors Relations
- 4300** Neurology Patient Care Unit

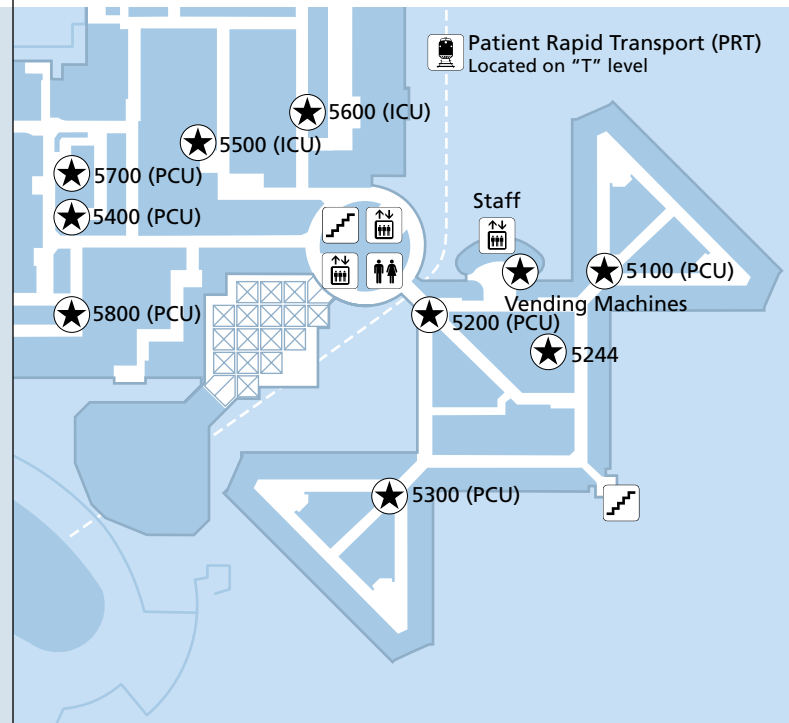


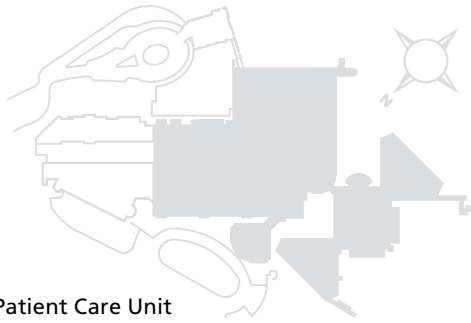
- Room Location
- Rest Rooms
- Elevators
- Stairs
- Patient Rapid Transport  
Located on "T" level

\*For ICU visiting hours,  
inquire at appropriate  
ICU waiting room

### Fifth Floor

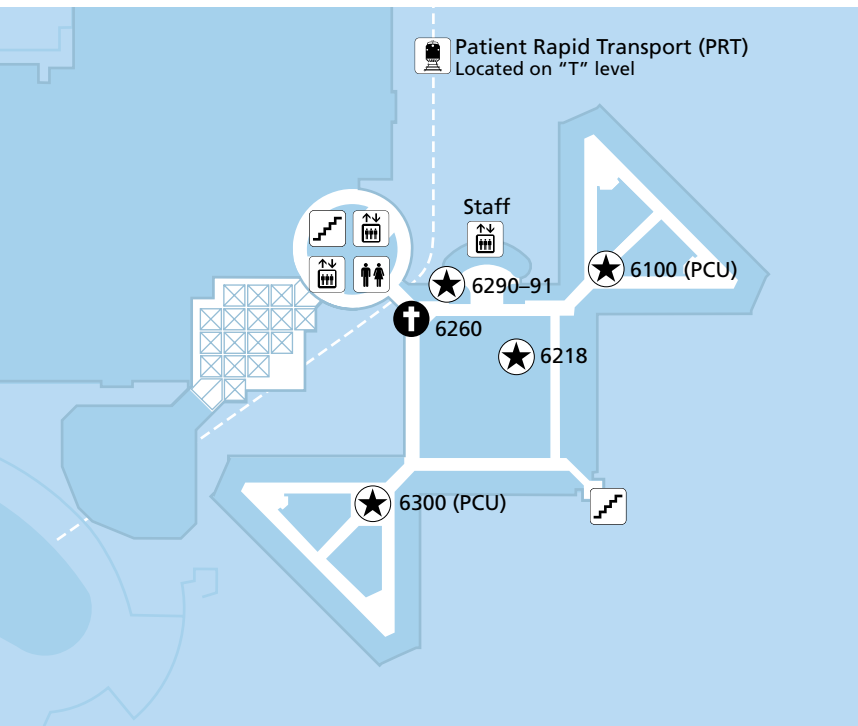
- 5100** Pediatrics Patient Care Unit
- 5200** Pediatric Bone Marrow Transplant Patient Care Unit
- 5244** Ronald McDonald House Family Room
- 5300** Pediatrics Patient Care Unit
- 5400** Obstetrics (OB) Triage Patient Care Unit
- 5500** Neonatal Intensive Care Unit
- 5600** Pediatric Intensive Care Unit
- 5700-5800**  
Labor and Delivery Patient Care Unit
- Vending Machines  
Next to staff elevators





## Sixth Floor

- 6100** Orthopaedics Patient Care Unit
- 6260** Chapel  
Chaplain 684-3586
- 6218** Physical & Occupational Therapy
- 6290-6291**  
Patient and Visitors Relations
- 6300** Urology Patient Care Unit  
Ear, Nose, and Throat (ENT)



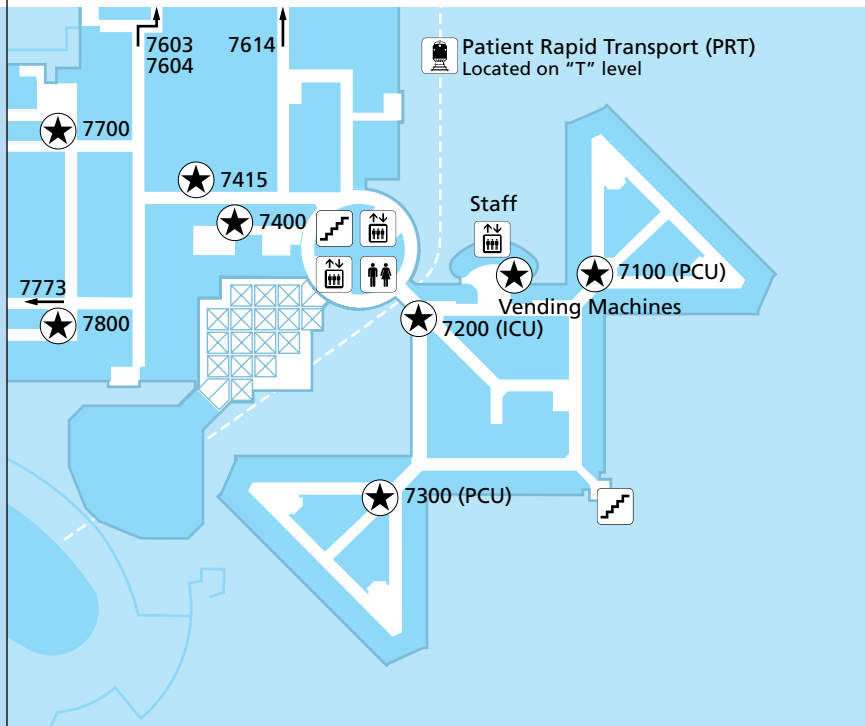
- Room Location
- Rest Rooms
- Elevators
- Stairs
- Patient Rapid Transport  
Located on "T" level
- Chapel (DUH 6th floor)

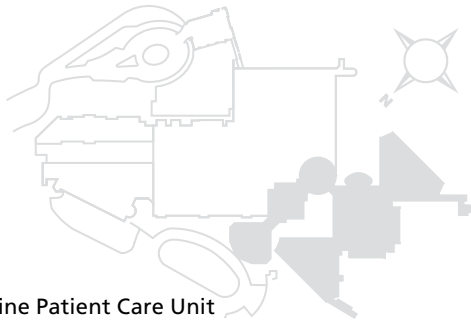
\*For ICU visiting hours, inquire at appropriate ICU waiting room

## Seventh Floor

- 7100** Cardiology Patient Care Unit
- 7200** Cardiology Intensive Care Unit
- 7300** Cardiology Patient Care Unit
- 7400** Adult Cardiac Cath Lab
- 7415** Adult Echo Lab
- 7603-7604**  
Pediatric Echo Lab
- 7614** Pediatric Cardiac Cath Lab
- 7700** GYN / Gynecologic Oncology
- 7773** Dialysis
- 7800** Pulmonary-Renal Surgery

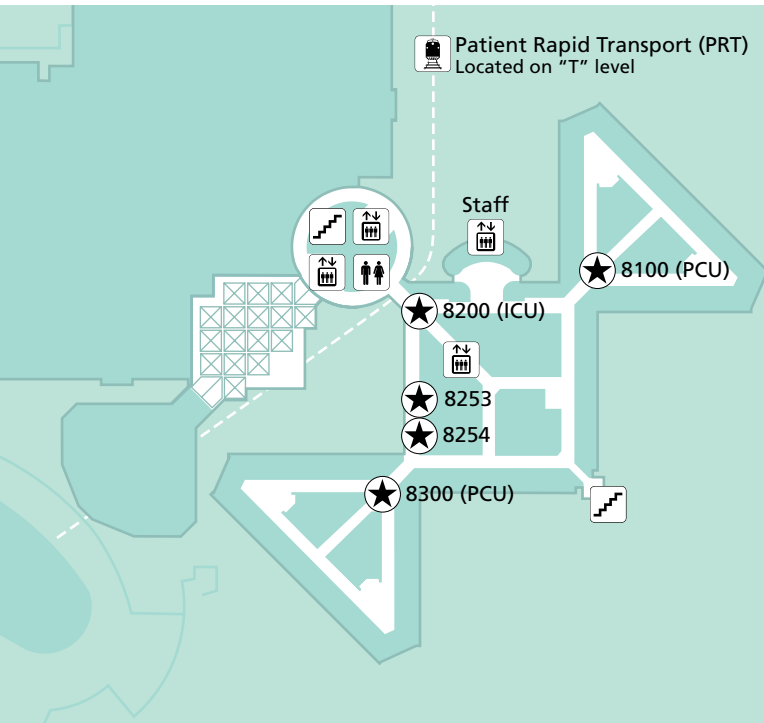
Vending Machines  
Next to staff elevators





## Eighth Floor

- 8100** General Medicine Patient Care Unit
- 8200** Medical Intensive Care Unit
- 8253** Department of Medicine Library
- 8254** Medical Residents' Office
- 8300** General Medicine Patient Care Unit

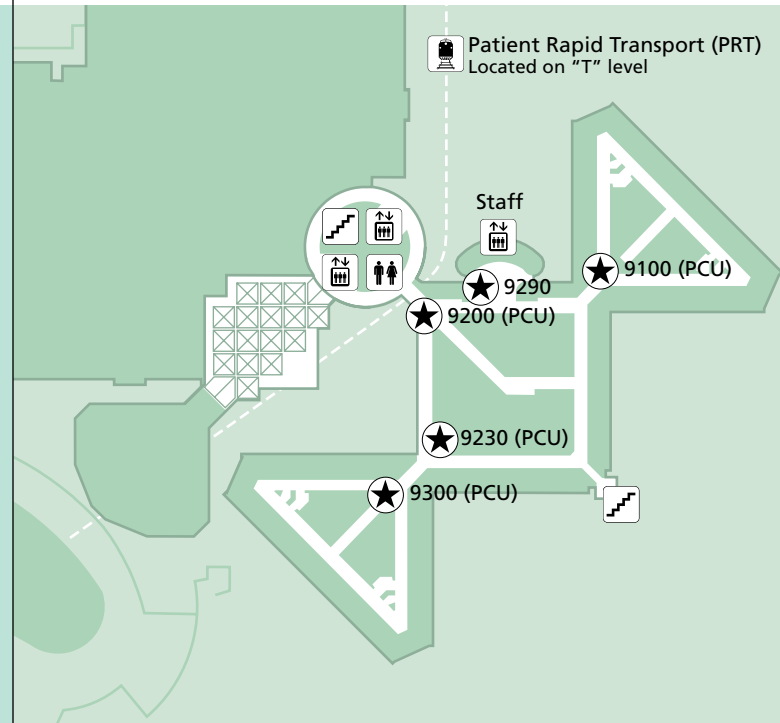


- Room Location
- Rest Rooms
- Elevators
- Stairs
- Patient Rapid Transport  
Located on "T" level

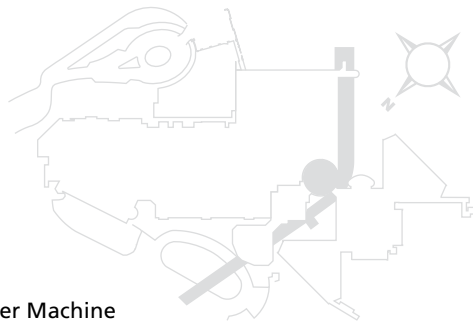
\*For ICU visiting hours,  
inquire at appropriate  
ICU waiting room

## Ninth Floor

- 9100** Hematology / Oncology Patient Care Unit
- 9200** Adult Bone Marrow Transplant Patient Care Unit
- 9230** Short-Stay Unit Patient Care Unit
- 9290** Patient and Visitors Relations
- 9300** Hematology / Oncology Patient Care Unit



# T



## T Level

**ATM** Automatic Teller Machine

**NEWS** Newspapers








**PRT** Patient Rapid Transport  
Doors 1 and 2 to Duke Clinic  
Door 4 to Parking Garage 2

# O

## O Level

**0004** Decedent Care

**0658** GI / Endoscopy Unit

-  Room Location
-  Rest Rooms
-  Elevators
-  Stairs
-  Escalators
-  Patient Rapid Transport  
Located on "T" level
-  Parking

\*For ICU visiting hours,  
inquire at appropriate  
ICU waiting room

Sublevel T

Sublevel O

